

【People who can receive the “Non-Japanese Discount”】

This discount is targeted toward international visitors who came to Japan for tourism. Please be aware that we are unable to provide compensation in the event of tourists being unable to prove their eligibility to use the discount.

Confirm your “Temporary Visitor” visa status and eligibility for the discount.



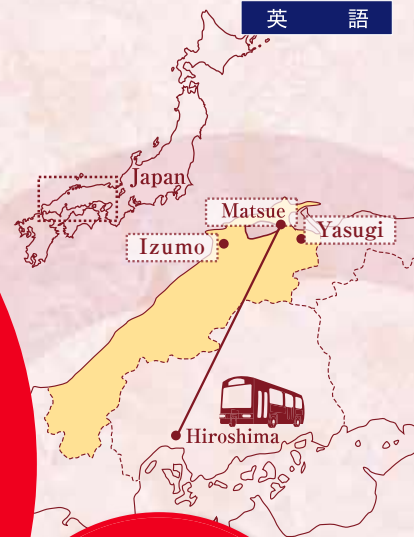
Sample of a visa stamp/sticker showing “Temporary Visitor” status

In accordance with Japanese immigration law, a “Temporary Visitor” is an international traveler who has been permitted up to 15 or 90 days of stay in Japan for the purposes of tourism, etc. If you apply for this visa, an immigration officer will attach a “Temporary Visitor” stamp or sticker to your passport upon completion of an immigration check. You must have this document to prove your eligibility for the discount.

You may not receive this stamp or sticker if you go through an automatic customs gate when entering Japan, so please use a manned immigration gate or otherwise request a stamp or seal from immigration staff. However, if you use the Trusted Traveler Program possess a registered user card, you will be able to use this card to confirm your “Temporary Visitor” status.

One coin alone will
now take you to a
castle town in the
land of myths—
Matsue!

The Hiroshima- Matsue Highway Bus is now ¥500!



VISIT-MATSUE.COM

Scan this code for more info
about Matsue!



Sunset over Lake Shinji



Yaegaki Shrine



National Treasure Matsue Castle



Shiomi Nawate Street

Foreign travelers who fill out a short survey will enjoy ¥500 one-way fare on the highway bus from Hiroshima to Matsue. Come visit a side of Japan you've always dreamed of, where the quaint Edo period atmosphere surrounding Matsue Castle—one of Japan's twelve remaining original castles and a National Treasure—is also rich with ghost stories and ancient mythology.

Travelers eligible for the ¥500 one-way fare

- Those visiting Japan on a "short-term stay" visa
- Those who fill out the aforementioned survey

(You will be given the survey when purchasing the bus ticket at the window. Please hand the survey to the bus driver when you reach your destination.)

Terms of Use

- Applicable for the ¥500 one-way fare from Hiroshima to Matsue, or from Matsue to Hiroshima.
- This ¥500 one-way fare is only available to customers that purchase their ticket directly at one of the ticket windows listed. Not applicable when paying by cash on the bus.
- Please present your passport at the ticket window.
Only travelers with a "short-term stay" seal in their passport are eligible for the ¥500 one-way fare.
- You can purchase your ticket up to 1 week in advance at the ticket counter, but you cannot reserve a ticket by phone or online.
- All highway bus seats are treated as reserved seating. During busy periods, please note that seats may be fully booked.
- Please see the highway bus schedule at the ticket window and tell the clerk what day and time you will ride.
- Credit cards accepted at the ticket windows. For more information, please check at the ticket window.
- See reverse side for information on ticket windows and bus stops.

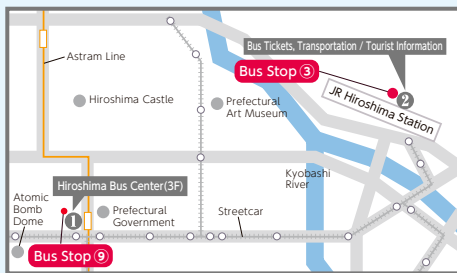
Applicable Boarding / Drop-Off Locations

Hiroshima: JR Hiroshima Station (Shinkansen Exit), Hiroshima Bus Center

Matsue: Kisuki Highway, Shinji, Tamatsukuri, JR Matsue Sta., Matsue Shinjiko Onsen Sta.

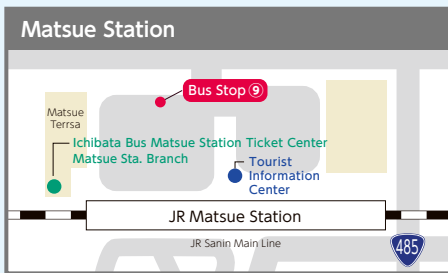


Ticket Windows and Bus Stops



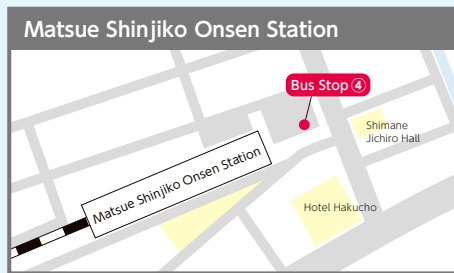
To Matsue

- ① Hiroshima Bus Center Open 7:30~20:00
- ② Bus Tickets, Transportation / Tourist Information (JR Hiroshima Sta. Shinkansen Exit) Open 8:30~18:30



To Hiroshima

Ichibata Bus Matsue Station Ticket Center, Matsue Sta. Branch (JR Matsue Sta. North Exit) Open 9:30 ~ 18:00 (services unavailable from 13:00~14:00)



Note: There is no ticket window at Matsue Shinjiko Onsen Station. You can only purchase tickets at Ichibata Bus Matsue Station Ticket Center, Matsue Station Branch.

Recommendation Lodging



Tamatsukuri Onsen

From JR Matsue Sta: * 15min by car
* 20min by Tamatsukuri Onsen bound bus

Onsen

Kai Tamatsukuri	●
Yujin Chiyonoyu	●
Kyokusui Garden Hotel Gyokusen	●
Tamatsukuri Grand Hotel Choseikaku	●
Izumokamigami Enmusubino-yado Konya	●
Hoseikan	●
Ryotei Yamanoi	●
Matsunoyu	●
Tamai Annex	●
Kasuien Minami	●
Shiraishiya	●
Seifuso	●
Tamaikan	●
Yunosuke's Hotel Chorakuen	●
Tamatsukuri International Hotel Rivage Choraku	●
Aobatonosu	●



Matsue Shinjiko Onsen

* 5~15min walk from Matsue Shinjiko Onsen Station

Onsen

Naniwa Issui	●
Hotel Ichibata	●
Matsue New Urban Hotel	●
Yukei-Kohan Suitenaku	●
Minamikan	●
Shouheikaku	●
Ohashikan	●



Others

* 3~15min walk from JR Matsue Station

Onsen

Okamoto Ryokan	-
Notsu Ryokan	* ●
Ryokan Aoyama	* -
Tabist Matsuekan	* -
Matsue Excel Hotel Tokyu	* -
Green Rich Hotel Matsue Ekimae	* -
Green Rich Hotel Matsue Eki Across	* -
Ryokan Terazuya	* -
Ryokan Oosako	-
Tabist Hotel Yakumo Matsue	-

Additional Points of Interest



Horikawa Sightseeing Boat

In addition to the original castle, Matsue also retains much of its Edo period layout and canal system. This 50-minute boat tour around the castle area will give you a unique view of this City of Water.



Izumo Taisha Grand Shrine (Izumo City)

One of Japan's largest and oldest shrines, where millions of gods from around Japan congregate for their annual meeting to discuss people's fate and relationships.



Tamatsukuri Onsen

This onsen has been known for 1,300 years as a fountain of youth—one of Japan's top beauty onsen! After your bath, rent a yukata and enjoy strolling through the charming onsen area.



Adachi Museum of Art (Yasugi City)

Home to founder Adachi Zenko's collections of Japanese paintings, and the Journal of Japanese Gardening's top-ranked garden since 2013.

...and much more!